

# Bf109 E7

## RPM ENGINE

**Continuous:** 2250 - 5,5 L/min

**Combat:** 2375 - 6 L/min

**Emergency:** 2475 2 minutes

**Boosted:** 1 minute

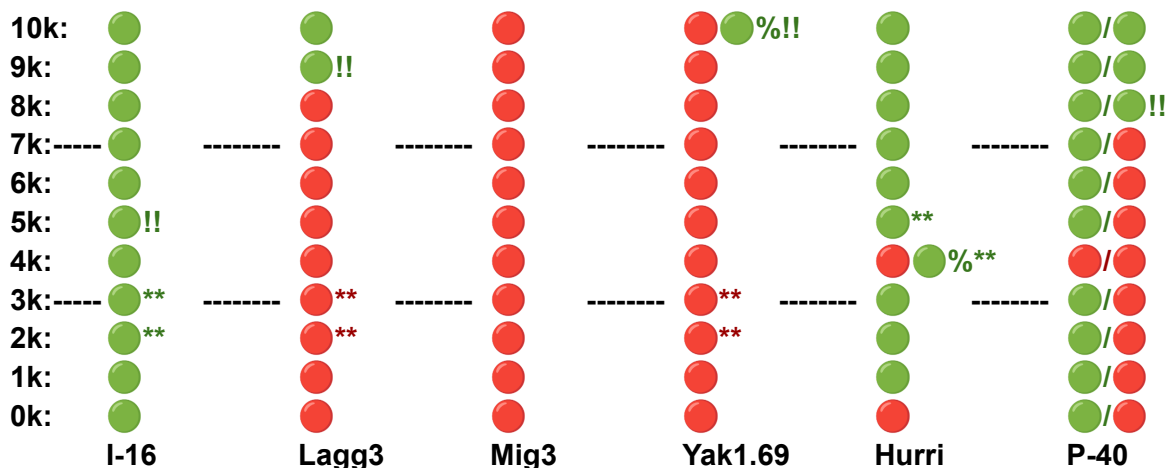
## ENGINE MANAGEMENT

**Water:** 94° (max 100°) **Best:** 50%

**Oil:** 95° (max 105°) **Best:** 0%

200 liters: **36 min** - **33 min**

Fuel warn.: 80 liters - **15 min** - **13min**



\*: supercharge

!: alt. incr. advantage

=: engine 100%

/: +3min/-1min

## Speed

Take-off: **140/170** (Trim +1)

Landing: **130/140** (Trim -4,5)

Emerg. glideslope: **230**

Climb: **250**

Corner: **255** (20s)

Dive: **850**

## EMERGENCY checklist:

- Prop.: clock on 3
- Radiators: **50% Water** and **0% Oil**
- Emerg. glideslope: **230**
- 10km every 1k meters

## Drop bombs checklist:

- Drop altitude: **500m**
- Speed: above **500km/h**
- Trim: nose up
- Single drop



## Checklist Take-off:

- Radiators **Water** and **Oil** open
- Trim: + 1
- Tail wheel: locked
- Brakes on + ATA: **0.8**
- Release brakes + ATA: **1.3**
- Tail up: **100**
- Rotate: **140/170**

## Checklist Landing:

- Radiators **Water** and **Oil** closed
- Trim: - 4,5
- Tail wheel: locked
- Final: **180/190**
- Touchdown: **130/140**



# Bf109 F2

## RPM ENGINE

Continuous: **2350** - 5,5 L/min

Combat: **2500** - 7,3 L/min

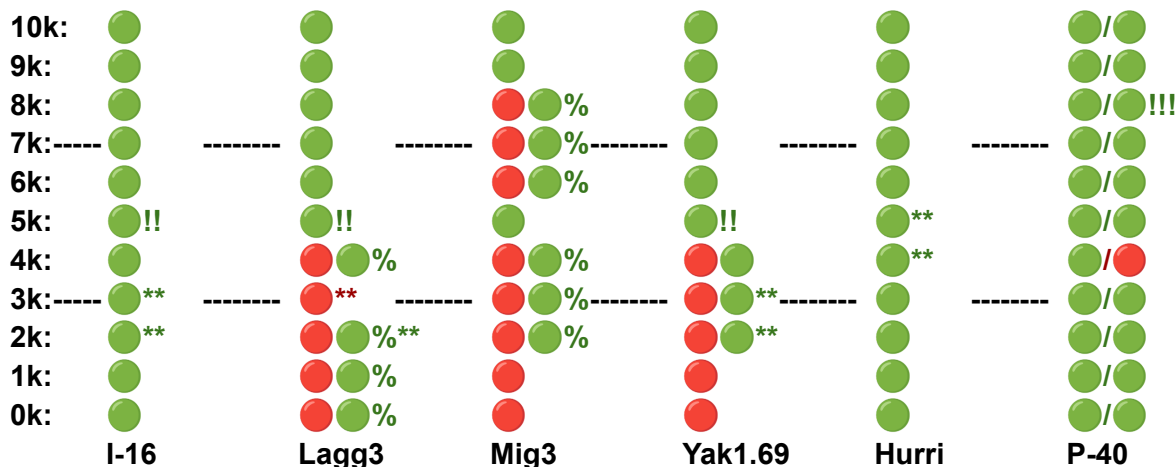
Emergency: **2515** 3 minutes

Boosted: 1 minute

## ENGINE MANAGEMENT

200 liters: **36 min** - **27 min**

Fuel warn.: 80 liters - **15 min** - **11 min**



\*: supercharge

!: alt. incr. advantage

%: engine 100%

/: +3min/-1min

## Speed

Take-off: **145/175** (Trim +1)

Landing: **135/145** (Trim -4,5)

Emerg. glideslope: **230**

Climb: **280**

Corner: **250** (22,4s)

Dive: **850**

### EMERGENCY checklist:

- Prop.: clock on 7 and half
- Radiators: manual **0%** **Water**
- Emerg. glideslope: **230**
- 10km every 1k meters

### Drop bombs checklist:

- Drop altitude: **500m**
- Speed: above **500km/h**
- Trim: nose up
- Single drop



### Checklist Take-off:

- Trim: + 1
- Tail wheel: locked
- Brakes on + RPM: **1600**
- Release brakes + ATA: **1.3**
- Tail up: **100**
- Rotate: **145/175**

### Checklist Landing:

- Trim: - 4,5
- Tail wheel: locked
- Final: **185/195**
- Touchdown: **135/145**



# Bf109 F4

## RPM ENGINE

Continuous: **2350** - 5,5 L/min

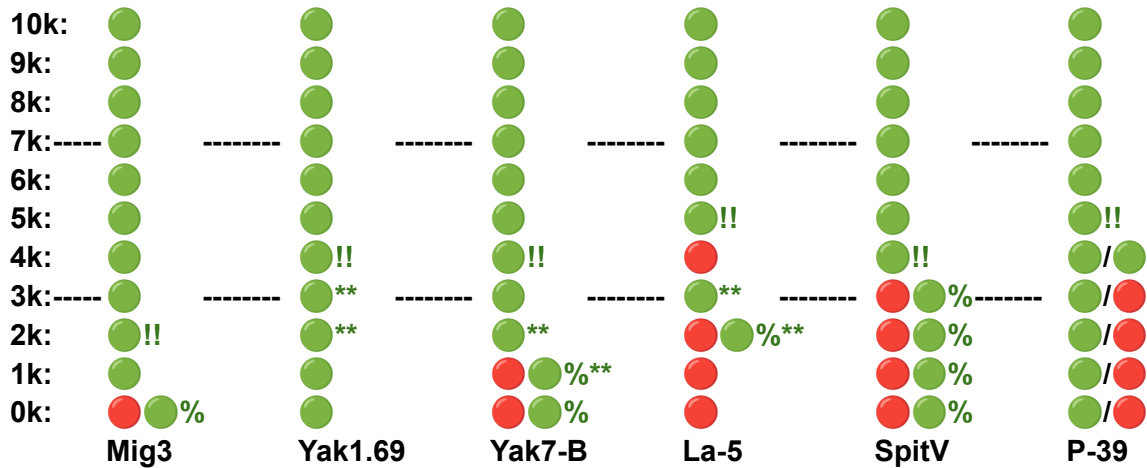
Combat: **2525** - 7,3 L/min

Emergency: **1 minute**

## ENGINE MANAGEMENT

200 liters: **36 min** - **27 min**

Fuel warn.: 80 liters - **15 min** - **11 min**



\*: supercharge

!: alt. incr. advantage

%; engine 100%

/: +3min/-1min

## Speed

Take-off: **150/180** (Trim +1)

Landing: **145/155** (Trim -4,5)

Emerg. glideslope: **230**

Climb: **280**

Corner: **280** (20s)


Dive: **850**

## EMERGENCY checklist:

- Prop.: clock on 7 and half
- Emerg. glideslope: **230**
- 10km every 1k meters

## Drop bombs checklist:

- Drop altitude: **500m**
- Speed: above **500km/h**
- Trim: nose up
- Single drop



## Checklist Take-off:

- Trim: + 1
- Tail wheel: locked
- Brakes on + RPM: **1700**
- Release brakes + ATA: **1.3**
- Tail up: **100**
- Rotate: **150/180**

## Checklist Landing:

- Trim: - 4,5
- Tail wheel: locked
- Final: **190/200**
- Touchdown: **145/155**



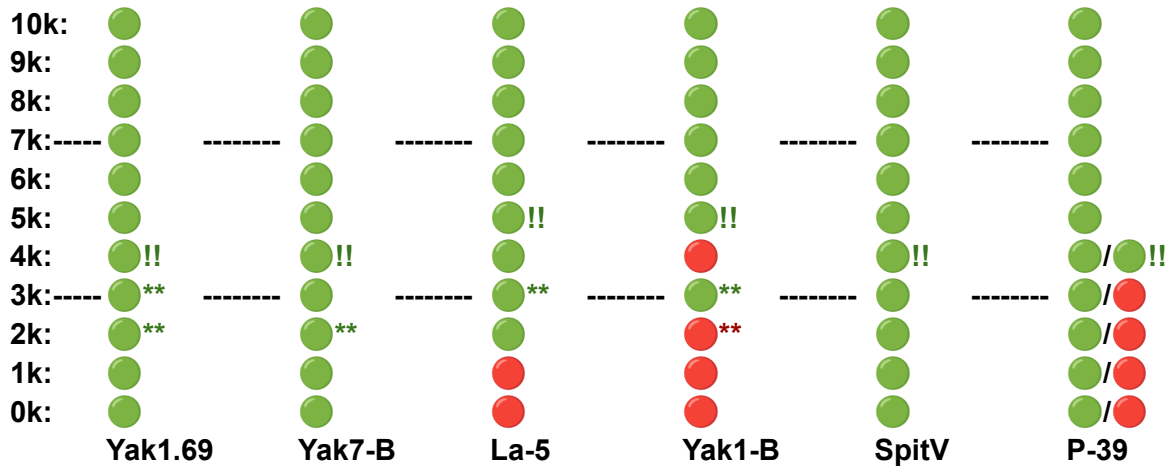
# Bf109 G2

## RPM ENGINE

Continuous: **2325** - 5,5 L/min  
- 7,3 L/min

## ENGINE MANAGEMENT

200 liters: **36 min** - **27 min**  
Fuel warn.: 80 liters - **15 min** - **11 min**



\*: supercharge

!: alt. incr. advantage

%: engine 100%

/: +3min/-1min

## Speed

Take-off: **155/185** (Trim +1)  
Landing: **150/155** (Trim -4,5)  
Emerg. glideslope: **230**


Climb: **280**  
Corner: **275** (20s)  
Dive: **850**

## EMERGENCY checklist:

- Prop.: clock on 7 and half
- Emerg. glideslope: **230**
- 10km every 1k meters

## Drop bombs checklist:

- Drop altitude: **500m**
- Speed: above **500km/h**
- Trim: nose up
- Single drop



## Checklist Take-off:

- Trim: + 1
- Tail wheel: locked
- Brakes on + RPM: **1700**
- Release brakes + ATA: **1.3**
- Tail up: **100**
- Rotate: **155/185**

## Checklist Landing:

- Trim: - 4,5
- Tail wheel: locked
- Final: **180/190**
- Touchdown: **150/155**



# Bf109 G4

## RPM ENGINE

Continuous: **2325** - 5,5 L/min

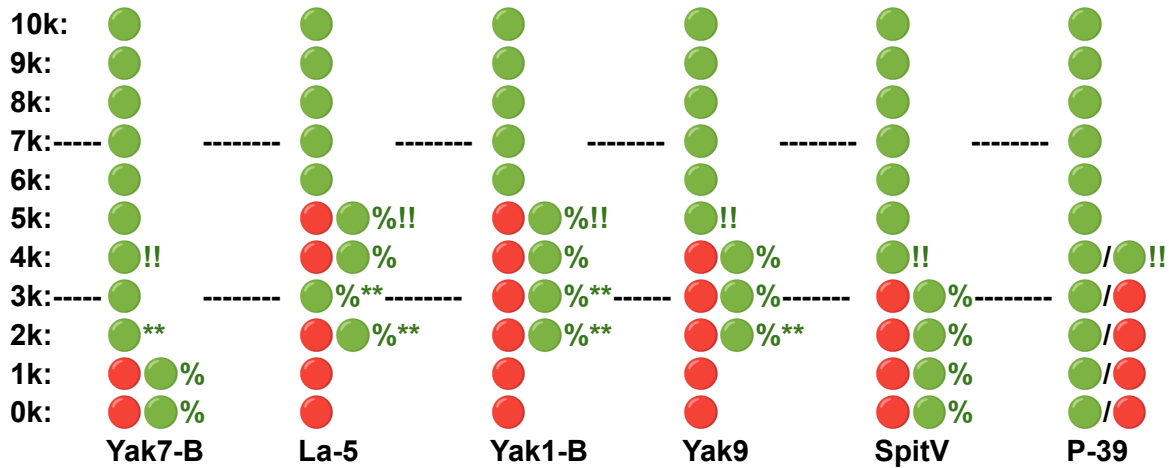
Combat: **2625** - 7,3 L/min

Emergency: 1 minute

## ENGINE MANAGEMENT

200 liters: **36 min** - **27 min**

Fuel warn.: 80 liters - **15 min** - **11 min**



\*: supercharge

!: alt. incr. advantage

=: engine 100%

/: +3min/-1min

## Speed

Take-off: **155/180** (Trim +1)

Landing: **150/155** (Trim -4,5)

Emerg. glideslope: **230**

Climb: **280**

Corner: **280** (20,3s)


Dive: **850**

## EMERGENCY checklist:

- Prop.: clock on 7 and half
- Emerg. glideslope: **230**
- 10km every 1k meters

## Drop bombs checklist:

- Drop altitude: **500m**
- Speed: above **500km/h**
- Trim: nose up
- Single drop



## Checklist Take-off:

- Trim: + 1
- Tail wheel: locked
- Brakes on + RPM: **1700**
- Release brakes + ATA: **1.3**
- Tail up: **100**
- Rotate: **155/180**

## Checklist Landing:

- Trim: - 4,5
- Tail wheel: locked
- Final: **195/205**
- Touchdown: **150/155**



# Bf109 G6

## RPM ENGINE

Continuous: **2325** - 5,5 L/min

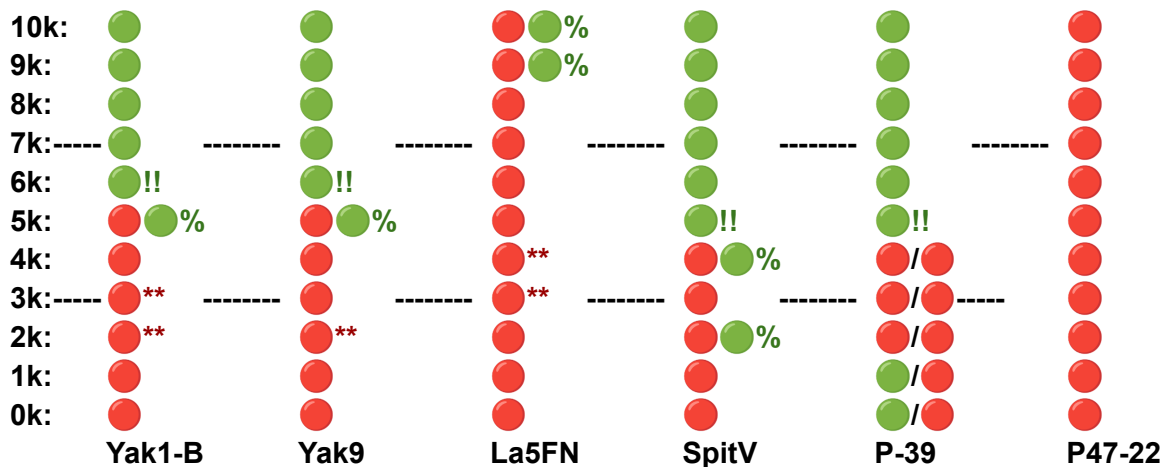
Combat: **2625** - 7,3 L/min

Emergency: 1 minute

## ENGINE MANAGEMENT

200 liters: **36 min** - **27 min**

Fuel warn.: 80 liters - **15 min** - **11 min**



\*: supercharge

!: alt. incr. advantage

#: engine 100%

/: +3min/-1min

## Speed

Take-off: **155/180** (Trim +1)

Landing: **150/155** (Trim -4,5)

Emerg. glideslope: **230**

Climb: **280**

Corner: **280** (21,4s)


Dive: **850**

## EMERGENCY checklist:

- Prop.: clock on 7 and half
- Emerg. glideslope: **230**
- 10km every 1k meters

## Drop bombs checklist:

- Drop altitude: **500m**
- Speed: above **500km/h**
- Trim: nose up
- Single drop



## Checklist Take-off:

- Trim: + 1
- Tail wheel: locked
- Brakes on + RPM: **1700**
- Release brakes + ATA: **1.3**
- Tail up: **100**
- Rotate: **155/180**

## Checklist Landing:

- Trim: - 4,5
- Tail wheel: locked
- Final: **195/205**
- Touchdown: **150/155**



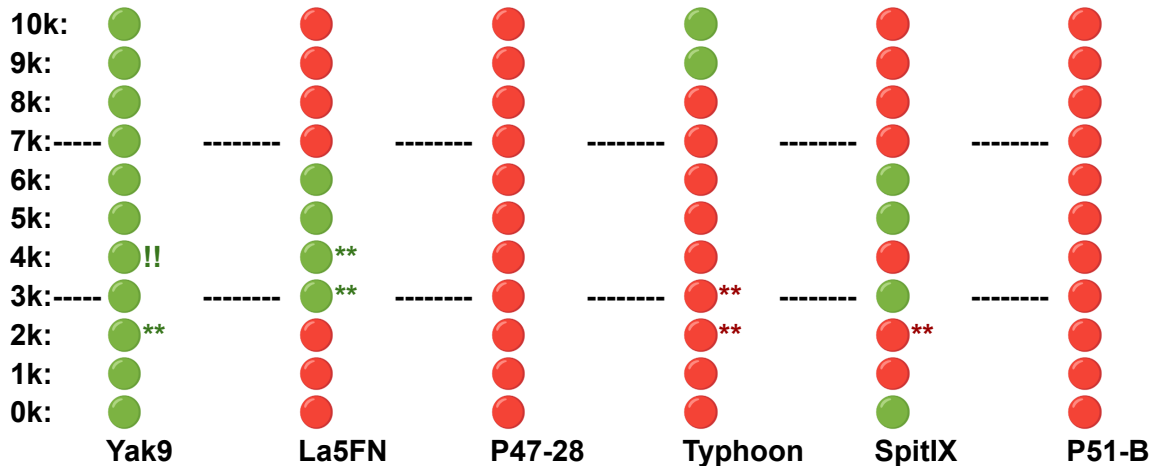
# Bf109 G6 Late

## RPM ENGINE

Continuous: **2325** - 5,5 L/min

Combat: **2625** - 7,3 L/min

MW50: 3 x 10 minutes - 10 L/min



\*: supercharge

!: alt. incr. advantage

/: +3min/-1min

## Speed

Take-off: **155/180** (Trim +1)

Landing: **150/155** (Trim -4,5)

Emerg. glideslope: **230**

Climb: **290**

Corner: **270** (21,7s)


Dive: **850**

## EMERGENCY checklist:

- Prop.: clock on 7 and half
- Emerg. glideslope: **230**
- 10km every 1k meters

## Drop bombs checklist:

- Drop altitude: **500m**
- Speed: above **500km/h**
- Trim: nose up
- Single drop



## Checklist Take-off:

- REVI off (RAIt+F)
- Trim: + 1
- Tail wheel: locked
- Brakes on + RPM: **1700**
- Release brakes + ATA: **1.3**
- Tail up: **100**
- Rotate: **155/180**

## Checklist Landing:

- REVI off (RAIt+F)
- Trim: - 4,5
- Tail wheel: locked
- Final: **195/205**
- Touchdown: **150/155**



# Bf109 G14

## RPM ENGINE

Continuous: **2325** - 5,5 L/min

Combat: **2625** - 7,3 L/min

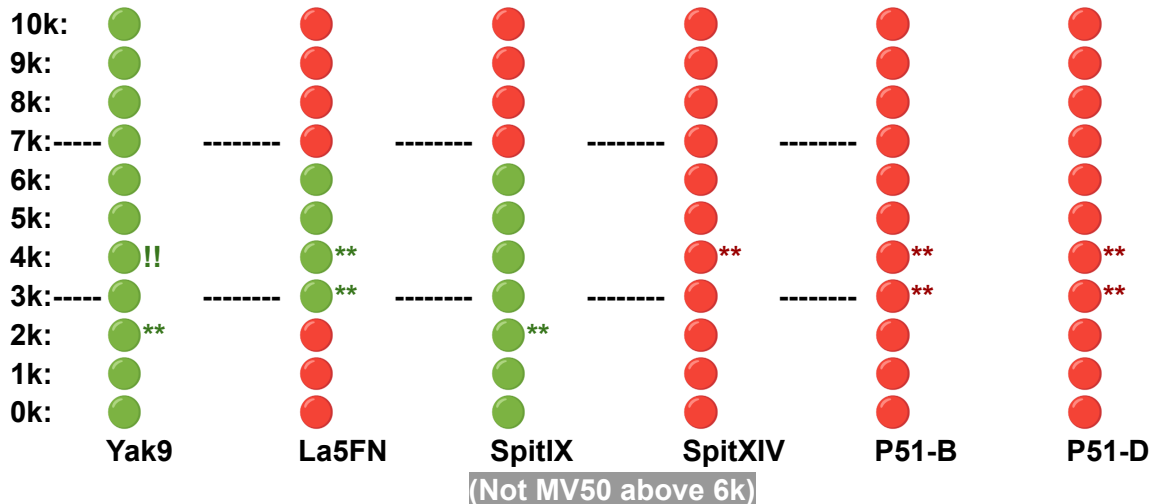
MW50: 3 x 10 minutes - 10 L/min

## ENGINE MANAGEMENT

200 liters: **36 min** - **27 min**

Fuel: 80 L - **15 min** - **11 min** - **8 min**

!!!**NO MW50 above 6k**!!!



\*: supercharge

!: alt. incr. advantage

/: +3min/-1min

## Speed

Take-off: **155/180** (Trim +1)

Landing: **150/155** (Trim -4,5)

Emerg. glideslope: **230**

Climb: **270**

Corner: **270** (23s)


Dive: **850**

## EMERGENCY checklist:

- Prop.: clock on 7 and half
- Emerg. glideslope: **230**
- 10km every 1k meters

## Drop bombs checklist:

- Drop altitude: **500m**
- Speed: above **500km/h**
- Trim: nose up
- Single drop



## Checklist Take-off:

- REVI off (RAIt+F)
- Trim: + 1
- Tail wheel: locked
- Brakes on + RPM: **1700**
- Release brakes + ATA: **1.3**
- Tail up: **100**
- Rotate: **155/180**

## Checklist Landing:

- REVI off (RAIt+F)
- Trim: - 4,5
- Tail wheel: locked
- Final: **195/205**
- Touchdown: **150/155**





# Bf109 K4

## RPM ENGINE

Continuous: **2450** - 7,3 L/min

Combat: **2625** - 9 L/min

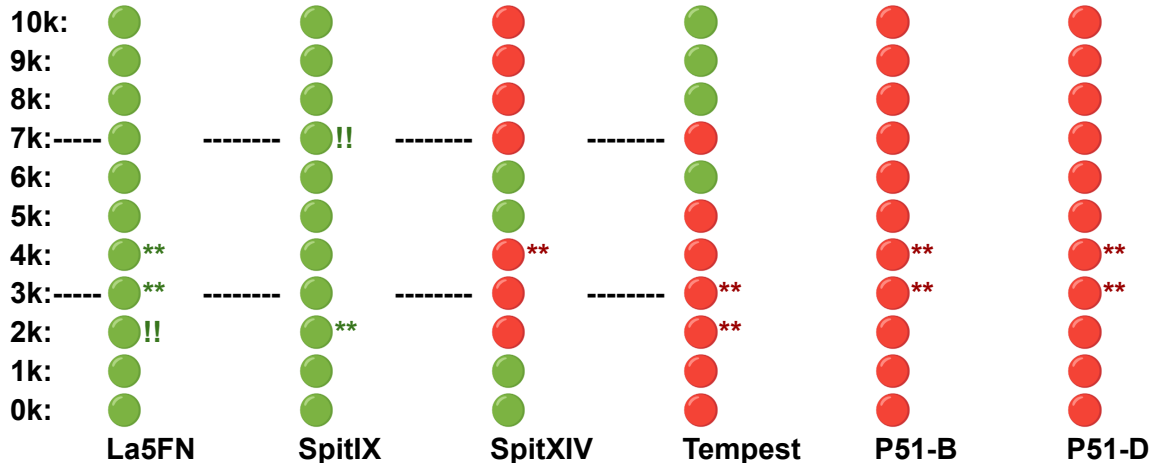
MW50: 3 x 10 minutes - 10 L/min

## ENGINE MANAGEMENT

200 liters: **27 min** - **22 min**

Fuel: 80 L - **11 min** - **9 min** - **6 min**

!!!**NO MW50 above 6k!!!**



\*: supercharge

!: alt. incr. advantage

/: +3min/-1min

## Speed

Take-off: **160/190** (Trim +1)

Landing: **155/160** (Trim -4,5)

Emerg. glideslope: **230**

Climb: **270**

Corner: **270** (24,2s)


Dive: **850**

## EMERGENCY checklist:

- Prop.: clock on 7 and 10
- Emerg. glideslope: **230**
- 10km every 1k meters

## Drop bombs checklist:

- Drop altitude: **500m**
- Speed: above **500km/h**
- Trim: nose up
- Single drop



## Checklist Take-off:

- REVI off (RAIt+F)
- Trim: + 1
- Tail wheel: locked
- Brakes on + RPM: **1700**
- Release brakes + ATA: **1.4**
- Tail up: **120**
- Rotate: **160/190**

## Checklist Landing:

- REVI off (RAIt+F)
- Trim: - 4,5
- Tail wheel: locked
- Final: **200/215**
- Touchdown: **155/160**

